



110VAC Input Voltage



220VAC Input Voltage

Figure 1. Physical Photos of ALRS12V40AT

FEATURES

- Input Voltage Range: 90V ~ 264VAC
- Output Current: 40A
- High Efficiency: >85%
- AC Input Range Selectable by Switch
- Withstand 300VAC Surge Input for 5s
- Protections: Short Circuit/Overload/Over-voltage/Over Temperature
- Forced Air Cooling
- Built-in Cooling Fan On-Off Control
- 1U Low Profile
- Withstand 5G Vibration Test
- Wide Operating Temperature Range: -10°C ~ 60°C

APPLICATIONS

The 480W single output switching power supply can be used in various applications that require a stable and efficient power supply. Here are some common applications:

1. Industrial automation equipment: Switching power supplies are commonly used in industrial automation equipment such as motor controllers, programmable logic controllers (PLCs), and robotic systems.
2. LED lighting: LED lighting requires a constant and stable power supply to function effectively. A 480W single output switching power supply can provide the necessary power to run LED lighting systems.
3. Telecom and networking equipment: Switching power supplies are widely used in telecom and networking equipment such as routers, switches, and modems.
4. Audio and video equipment: High-end audio and video equipment such as amplifiers, mixers, and video monitors require a stable power supply to ensure optimal performance.
5. Medical equipment: Medical equipment such as ultrasound machines, X-ray machines, and CT scanners require a reliable and stable power supply to ensure accurate readings and diagnoses.

6. Gaming systems: High-end gaming systems require a high-power output to run efficiently. A 480W single output switching power supply can provide the necessary power to run gaming systems.

7. Mining equipment: Cryptocurrency mining equipment requires a stable and efficient power supply to run continuously. A 480W single output switching power supply can be used to power mining equipment such as ASIC miners.

Overall, this 480W single output switching power supply is a versatile power supply that can be used in a wide range of applications that require a stable and efficient power supply.




Table 1. Pin Names and Functions

No.	Name	Description	Type
1~3	V+	Positive DC Output Voltage	Power output
4~6	V-	Negative DC Output Voltage	Power output
7	FG	Power Ground	Ground for power supply
8	N	Neutral terminal: AC Input Voltage	Power input
9	L	Line terminal: AC Input Voltage	Power input
ADJ	ADJ	Adjust the Output Voltage	Analog input



DESCRIPTION AND SPECIFICATIONS

ALRS12V40AT is a highly efficient 480W single-output enclosed power supply with a 41mm low profile design. Equipped with a built-in long-life fan, this power supply can operate effectively at full load under temperatures ranging from -10°C to 60°C.

Not only does it offer high efficiency at over 85%, but it also comes with complete protection functions and 5G anti-vibration capability, ensuring reliability and safety in industrial applications. Moreover, it complies with international safety regulations, making it a top choice for a wide range of industrial applications.

Overall, the ALRS12V40AT power supply offers an ideal solution for industries seeking a compact, durable, and high-performance power supply that can operate in extreme conditions with complete safety and reliability.

Table 1. Specifications

INPUT						
Parameter	Symbol	Test Conditions	Min.	Typ.	Max.	Unit/Note
Input Voltage	V_{IN}		110		264	VAC
Input Voltage Accuracy			±1%			
Input Current	I_{IN}	$V_{IN}=110V$		7.2		A
		$V_{IN}=264V$		3		A
Leakage Current		$V_{IN}=230V$			0.5	mA
Inrush Current		$V_{IN}=110V$		21.6		A
		$V_{IN}=264V$		18		A
OUTPUT						
Parameter	Symbol	Test Conditions	Min.	Typ.	Max.	Unit/Note
Output Power	P				480	W
Output Voltage	V_{OUT}		11.4	12	12.6	V
Rated Output Current	I_{OUT}		0		40	A
Output Current Range		$V_{IN}=110V$	0		32	A
		$V_{IN}=264V$	0		40	A
Output Voltage Tolerance			±0.1%			
Line Regulation	$\Delta V_{OUT}/\Delta V_{VPS}$	Input voltage change: ±1%	-0.5		0.5	%
Load Regulation	$\Delta V_{OUT}/\Delta I_{OUT}$	Load change from 10% to 100%	-0.5		0.5	%
Ripple & Noise					120	mV _{p-p}
Efficiency	η			85		%
Temperature Coefficient		Full Load @ 0 ~ 50°C	-0.03		0.03	%/°C
Over Load Protection		Protection type: Shutdown the output voltage, Reset: Automatic Recovery	105		150	%



GENERAL CHARACTERISTIC						
Parameter	Symbol	Test Conditions	Min.	Typ.	Max.	Unit/Note
Isolation Resistance				100		MΩ
Frequency	f_{sw}		50		60	Hz
Withstand Voltage				1.5		kVAC
Start Time	t_s			200		ms
Rise Time	t_r			50		ms
Hold Up Time	t_h			20		ms
Operating Temperature Range	T_{opr}		-10		60	°C
Operating Relative Humidity Range	RH_{opr}		20		90	%
Storage Temperature Range	T_{stg}		-20		85	°C
Storage Relative Humidity Range	RH_{stg}		10		95	%
External Dimensions			215×115×50			mm
			8.46×4.53×1.97			inch
Weight				800		g
				1.76		lbs
				28.2		Oz

Block Diagram

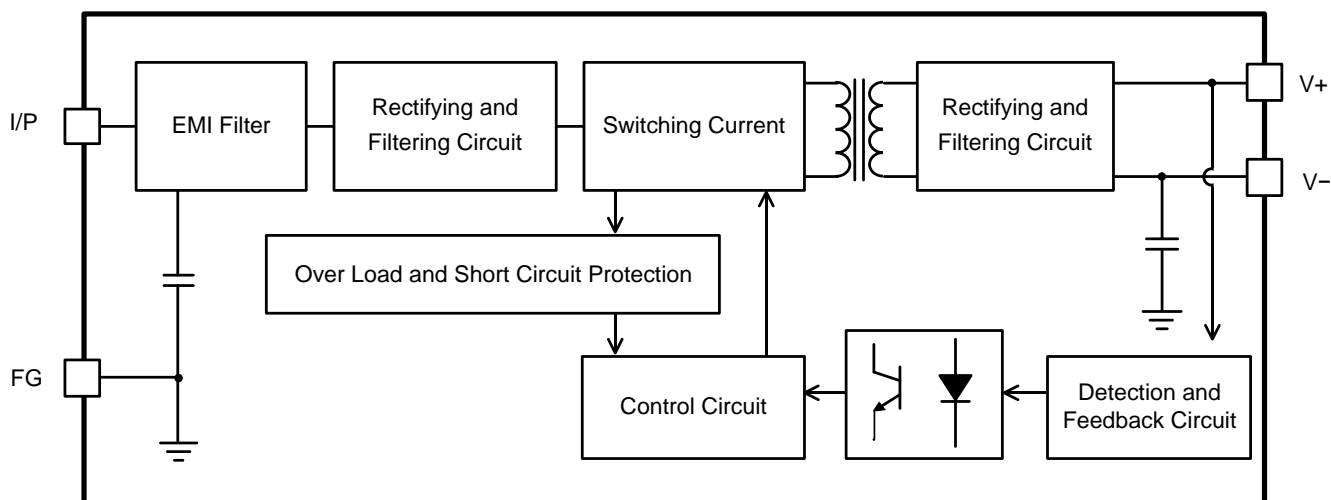


Figure 2. Power Supply Function Block Diagram



OUTLINE DIMENSIONS

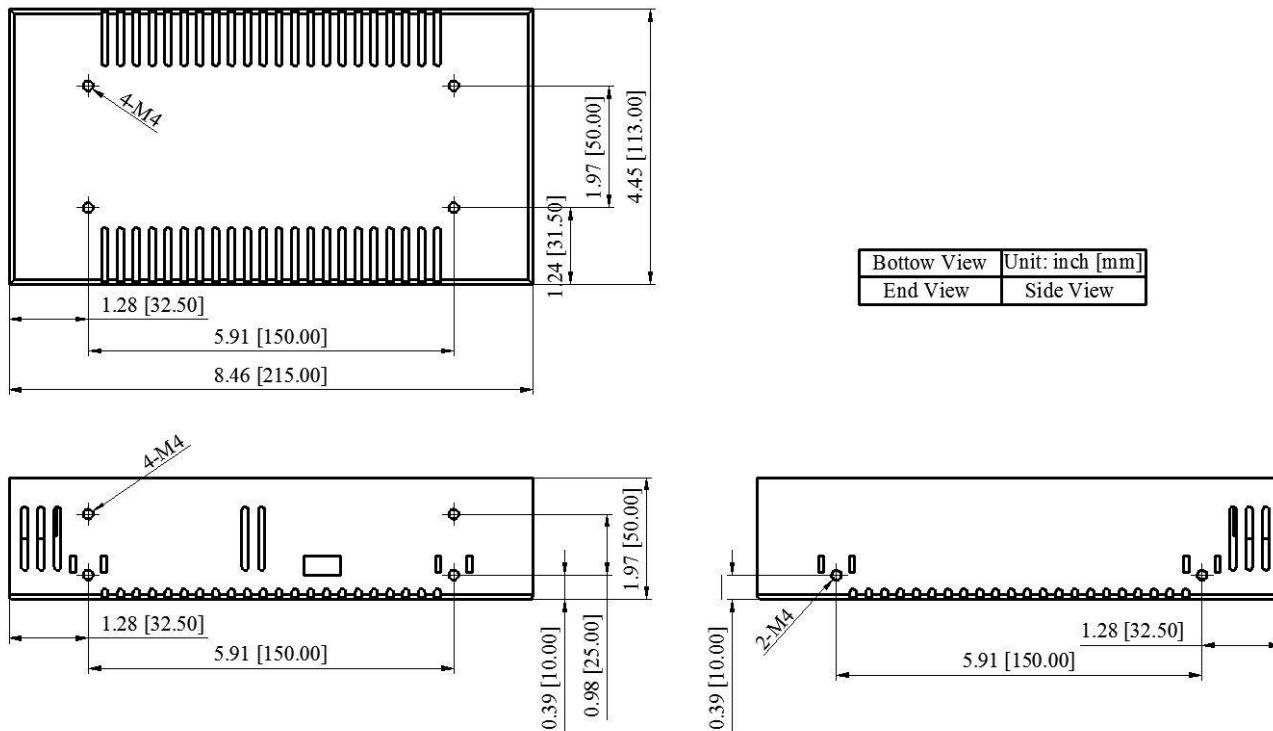


Figure 3. Outline Dimensions

NAMING CONVENTION

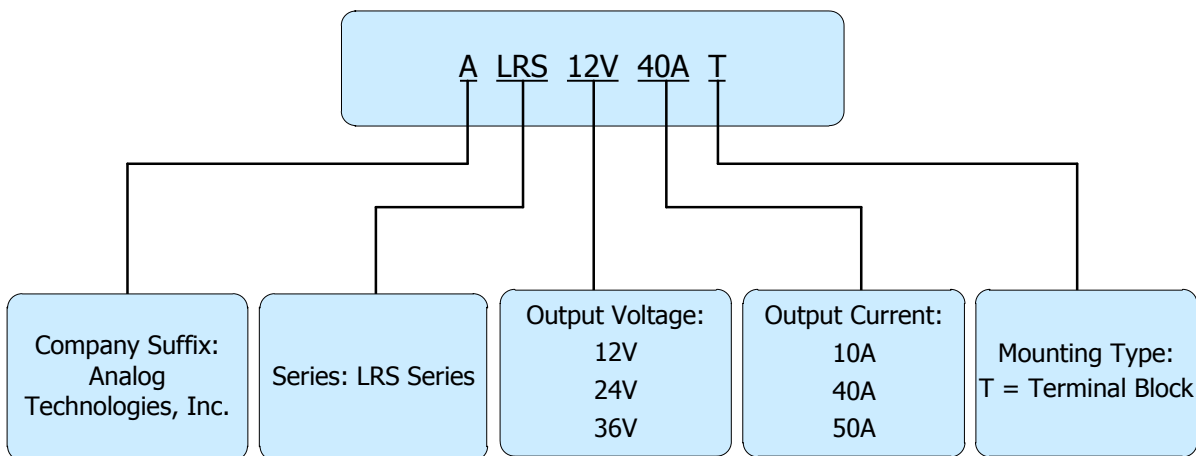




Figure 4. Naming Convention



ORDERING INFORMATION

Part Number	Buy Now
ALRS12V40AT	 *  *



*: both  and  are our online store icons. Our products can be ordered from either one of them with the same pricing and delivery time.

Table 4. ALRS12V40AT Families with Different Current

Product Model	Input Voltage	Output Voltage	Output Current	Output Power
	V	V	A	W
ALRS12V10AT	90 ~ 264	12	10	120
ALRS12V20AT	90 ~ 264	12	20	240
ALRS12V30AT	90 ~ 264	12	30	360
ALRS12V40AT	90 ~ 264	12	40	480
ALRS12V50AT	90 ~ 264	12	50	600

*Note: See Figure 4.

NOTICE

- ATI warrants its products to perform according to specifications for one year from the date of sale, except when damaged due to excessive abuse. If a product fails to meet specifications within one year of the sale, it can be exchanged free of charge.
- ATI reserves the right to make changes or discontinue products or services without notice. Customers are advised to obtain the latest information before placing orders.
- All products are sold subject to terms and conditions of sale, including those pertaining to warranty, patent infringement, and limitation of liability. Customers are responsible for their applications using ATI products, and ATI assumes no liability for applications assistance or customer product design.
- ATI does not grant any license, either express or implied, under any patent right, copyright, mask work right, or other intellectual property right of ATI.
- ATI's publication of information regarding third-party products or services does not constitute approval, warranty, or endorsement.
- ATI retains ownership of all rights for special technologies, techniques, and designs for its products and projects, as well as any modifications, improvements, and inventions made by ATI.