



Figure 1. The Photo of Actual P-831



Figure 2. The Photo of Actual Vacuum Pen




Figure 3. The Photo of Actual Probes and Cups

FEATURES

- Low cost
- Light weight
- Small volume
- Strong suction

APPLICATIONS

It's widely used in SMT parts, metal parts, plastic parts or any item having a smooth and nonporous surface that the rubber vacuum tweezer tip can seal against.

DESCRIPTION

P-831 Kit includes 2 probes and 3 cups. The kit includes one bent and one straight probe with 1/8" (3.18mm) diameter vacuum cups, one bent probe with 1/4" (6.35mm) diameter vacuum cup, and one straight probe with 3/8" (9.53mm) diameter vacuum cup. Use the larger cups to pick up larger and heavier parts.

Cup is made of anti-static material and free of silicone. There is no damage and pollution to the product.

It is especially convenient to drain electronic components and small product.

OPERATION

Select a tip with a rubber vacuum cup on a probe that is slightly smaller than the part you want to pick and place. Put the probe snugly on the tip of the P-831 tool. Make sure that there is no dust on the rubber vacuum tip.

Gently squeezing manual operated parts of vacuum pen, place the soft suction cup squarely on the pick and place part, and then relax your squeeze. The part is now firmly gripped.

Move the part to where you need it and a second squeeze of the bulb releases the part.



SPECIFICATIONS

Table 1.

| Part # | Pad Diameter (mm) | Heat Resistant Temp (°C) | Max. Pick-up Capability (g) |
|--------|-------------------|--------------------------|-----------------------------|
| S | 3.18 | 220 | 1.5 |
| M | 6.35 | 220 | 6.5 |
| L | 9.53 | 220 | 15 |

Table 2.

| | |
|----------------------------|--------|
| Length | 108mm |
| Diameter | 13.5mm |
| Weight | 9.5g |
| Heat Resistant Temp | 220°C |

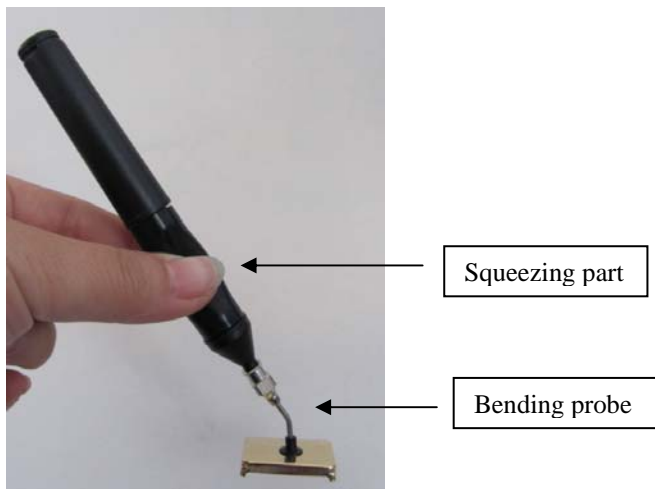



Figure 4. The Photo of Vacuum Pen with Bending Probe




EXPERIMENT




The experimental results: 3/8" (9.53mm) diameter vacuum cup draws a maximum weight of 15 g.

Figure5. Test One



The experimental result: 1/4" (6.35 mm) diameter vacuum cup draws a maximum weight of 6.5 g.

Figure 6. Test Two



The experimental result: 1/8" (3.18mm) diameter vacuum cup draws a maximum weight of 1.5g.

Figure 7. Test Three

ORDERING INFORMATION

| Part# | 1~3 | 4~9 | 10~15 | 16~20 |
|-------|--------|-------|-------|-------|
| P-831 | \$11.8 | \$9.9 | \$8.3 | \$6.9 |

NOTICE

- ATI reserves the right to make changes to its products or to discontinue any product or service without notice, and advise customers to obtain the latest version of relevant information to verify, before placing orders, that information being relied on is current and complete.
- All products are sold subject to the terms and conditions of sale supplied at the time of order acknowledgment, including those pertaining to warranty, patent infringement, and limitation of liability. Testing and other quality control techniques are utilized to the extent ATI deems necessary to support this warranty. Specific testing of all parameters of each device is not necessarily performed, except those mandated by government requirements.
- Customers are responsible for their applications using ATI components. In order to minimize risks associated with the customers' applications, adequate design and operating safeguards must be provided by the customers to minimize inherent or procedural hazards. ATI assumes no liability for applications assistance or customer product design.
- ATI does not warrant or represent that any license, either express or implied, is granted under any patent right, copyright, mask work right, or other intellectual property right of ATI covering or relating to any combination, machine, or process in which such products or services might be or are used. ATI's publication of information regarding any third party's products or services does not constitute ATI's approval, warranty or endorsement thereof.
- IP (Intellectual Property) Ownership: ATI retains the ownership of full rights for special technologies and/or techniques embedded in its products, the designs for mechanics, optics, plus all modifications, improvements, and inventions made by ATI for its products and/or projects.