



## FC-FC Fiber Optic Patch Cord



Figure 1. Singlemode FC-FC Duplex Patch Cable



Figure 2. Multimode FC-FC Simplex Patch Cable



Figure 3. FC Connectors

### FEATURES

- Singlemode and multimode available, simplex and duplex optional
- Standard and customized configurations optional
- Meet Telecordia-GR-326-CORE
- Low insertion loss and ultra low back reflection
- Used for 3.0mm, 2.4mm, 2.0mm jacket or 900µm buffer
- PVC, LSZH, Hytrel jacket available
- Length Optional: 1m, 2m, 3m, 5m, 10m, 25m, 30m, etc.

### APPLICATIONS

- High bit rate data transmission
- Telecommunications
- Instruments testing
- Active device terminations
- LAN/WAN and FTTX

### DESCRIPTIONS

Fiber optic patch cord is also called fiber optic connector. It is dismountable, flexible and featured with small size, low insertion loss and lower price. Meanwhile, it is an indispensable component in the optical fiber communication.

The fiber optic patch cord is mainly used on patch panel or for the connection between output end and terminal equipment. The quality of connectors and fibers mainly depend on the insertion loss and return loss.

Fiber optic patch cables are suited for equipment jumper cord, cross connects, and work area connections. Patch cords are available in multimode and singlemode, duplex and simplex.

### PACKAGING

1. Two packaging modes: Independent PE bag packing and blister packing.
2. OEM design is also available on customers' request.

### WARRANTY

We provide you with one- year warranty.



**TECHNICAL DATA**

Table 1.

Performance & Specifications				
Fiber Type	Singlemode (SM)		Multimode (MM)	
Normal fiber OD	125±0.2um		127±0.2um	
Connector Type	FC, FC, ST, E-2000, LC, MU	MTRJ	FC, FC, ST, E-2000, LC, MU	MTRJ
Insertion loss (Typical)	0.2dB	0.4dB	0.2dB	0.4dB
Insertion loss (Max)	0.3dB	0.5dB	0.3dB	0.5dB
Return Loss (Typical)	PC	50dB	35	-
	UPC	55dB	-	-
	APC	65dB	-	-
Mating Durability (500°C)	0.2dB			
Temperature Stability	0.3dB			
Operation Temperature	-40°C~ +85°C			
Storage Temperature	-40°C~ +85°C			

**ORDERING INFORMATION**

Table 2.

Connector #1	Finish 1 or Gender 1	Connector #2	Finish 2 or Gender 2	Cable Type	Fiber	Cable Jacket	Cable Diameter	Cable Length
L		L						1
S		S	U		R			2
T	U	T	A		K			3
F	A	F	P	S	C	P	2.0	5
E2	P	E2	F	D	B	L	3.0	10
DN	F	DN	M		A	H	0.9	25
M	M	M	T		W			30
MR		MR						etc.
①	②	③	④	⑤	⑥	⑦	⑧	⑨

① L=LC, S=SC, T=ST, F=FC, E2=E2000, DN=DIN, M=MU, MR=MTRJ, etc.  
 ② U=UPC, A=APC, P=PC; for MTRJ, F=Female, M=Male  
 ③ L=LC, S=SC, T=ST, F=FC, E2=E2000, DN=DIN, M=MU, MR=MTRJ, etc.  
 ④ U=UPC, A=APC, P=PC; for MTRJ, F=Female, M=Male, T=Pigtail  
 ⑤ S=Simplex, D=Duplex  
 ⑥ R=SM (G652D), K=62.5um, C=50um, B=OM2, A=OM3, W=SM (G657A)  
 ⑦ P= PVC, L=LSZH, H=Hytrel  
 ⑧ 2.0=Ø2.0mm, 3.0=Ø3.0mm, 0.9=Ø0.9mm, etc.  
 ⑨ Length in meter, i.e. 3=3m

E.G.: F U F U S R P 2.0- 3 stand for FC/UPC-FC/UPC Simplex Singlemode PVC Ø2.0mm 3m.



### DIMENSIONAL DRAWINGS

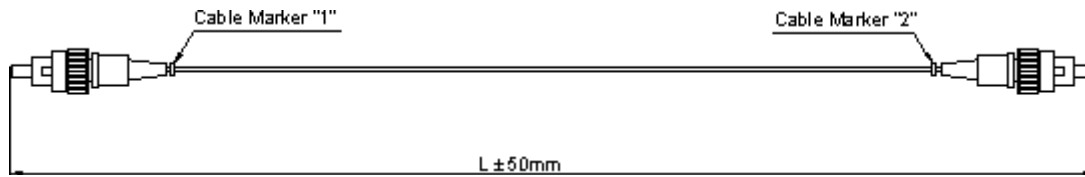


Figure 4. Simplex (900µm)

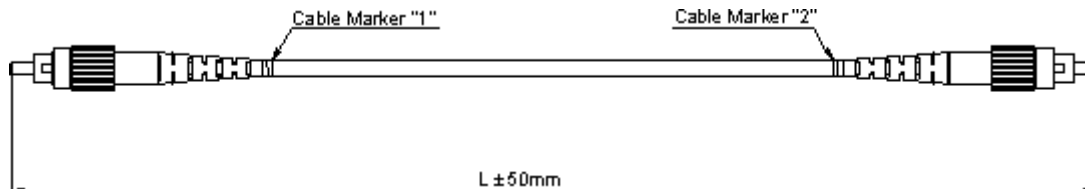


Figure 5. Simplex (3mm)

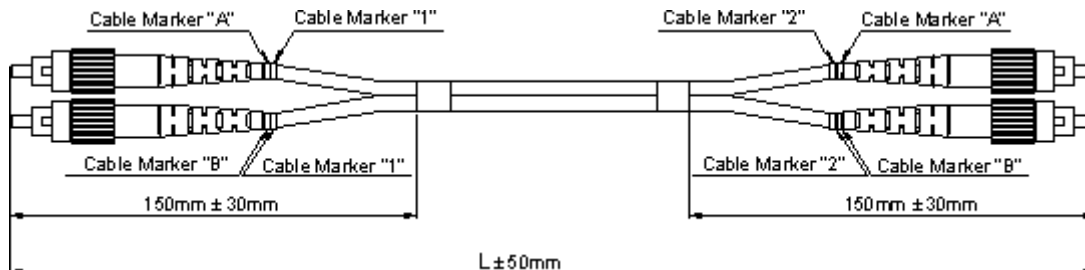


Figure 6. Duplex (3mm)

### NOTICE

1. ATI reserves the right to make changes to its products or to discontinue any product or service without notice, and advise customers to obtain the latest version of relevant information to verify, before placing orders, that information being relied on is current and complete.
2. All products are sold subject to the terms and conditions of sale supplied at the time of order acknowledgment, including those pertaining to warranty, patent infringement, and limitation of liability. Testing and other quality control techniques are utilized to the extent ATI deems necessary to support this warranty. Specific testing of all parameters of each device is not necessarily performed, except those mandated by government requirements.
3. Customers are responsible for their applications using ATI components. In order to minimize risks associated with the customers' applications, adequate design and operating safeguards must be provided by the customers to minimize inherent or procedural hazards. ATI assumes no liability for applications assistance or customer product design.
4. ATI does not warrant or represent that any license, either express or implied, is granted under any patent right, copyright, mask work right, or other intellectual property right of ATI covering or relating to any combination, machine, or process in which such products or services might be or are used. ATI's publication of information regarding any third party's products or services does not constitute ATI's approval, warranty or endorsement thereof.
5. IP (Intellectual Property) Ownership: ATI retains the ownership of full rights for special technologies and/or techniques embedded in its products, the designs for mechanics, optics, plus all modifications, improvements, and inventions made by ATI for its products and/or projects.